

APPENDIX 1 Waste Management key Performance Indicator 14 Percentage of household waste recycled or composted.

Table 1






PI Code & Name	Q2 2018/19	Q3 2018/19	Q4 2018/19	Q1 2019/20	Q2 2019/20	Short Term Trend	Long Term Trend	Performance Note
KPI 14 Percentage of household waste sent for reuse, recycling and composting (LAA) (Max) #	52.89%	49.17%	43.87%	50.67%	52.76%	↑	↑	Quarter 2 2019/20 Numerator: 3,976.13 tonnes (recycling and composted) Denominator: 7,535.92 tonnes (total domestic waste arising) The waste tonnages are estimated as we are awaiting verified figures from Essex County Council.
								
	55.00%	51.00%	50.00%	51.00%	51.00%			

Figure 2

