



Uttlesford District Council

Equality & Health Impact Assessment (EqHIA)

Document control

Title of activity:	<i>General Fund Budget and Council Tax 2022-23</i>
Lead officer:	<i>Angela Knight, Assistant Director of Resources</i>
Approved by:	<i>Adrian Webb, Director of Finance and Corporate Services</i>
Date completed:	<i>January 2022</i>
Scheduled date for review:	<i>January 2023</i>

Does the EqHIA contain any confidential or exempt information that would prevent you publishing it on the Council's website?	No
---	----

Please note that EqHIAs are **public** documents and must be made available on the Council's [EqHIA webpage](#).

When completed, a copy of this form should be saved with the activity a policy, strategy, procedure, project, new or change in service, initiative or other's file for audit purposes and in case it is requested under the Freedom of Information Act.

When the EqHIA is completed send a copy to the following email address - EqHIA@Uttlesford.gov.uk

1. Equality & Health Impact Assessment Checklist

Please complete the following checklist to determine whether or not you will need to complete an EqHIA and ensure you keep this section for your audit trail. If you have any questions, please contact your Divisional Equality Lead. Please refer to the Guidance in Appendix 1 on how to complete this form. **When EqHIA is completed send a copy to the following email address EqHIA@Uttlesford.gov.uk**

About your activity

1	Title of activity	General Fund Budget and Council Tax 2022/23		
2	Type of activity	To set the income and expenditure for the financial year for the General Fund to enable the delivery of quality services to residents Set the council tax levy for 2022/23		
3	Scope of activity	Identify costs and income for 2022/23 to deliver services Set the council tax levy in line with member priorities and Government council tax limits		
4a	Are you changing, introducing a new, or removing a service, policy, strategy or function?	No	If the answer to <u>any</u> of these questions is 'YES', please continue to question 5.	If the answer to <u>all</u> of the questions (4a, 4b & 4c) is 'NO', please go to question 6.
4b	Does this activity have the potential to impact (either positively or negatively) upon people (9 protected characteristics)?	Yes		
4c	Does the activity have the potential to impact (either positively or negatively) upon any factors which determine people's health and wellbeing?	Yes		
5	If you answered YES:	Please complete the EqHIA in Section 2 of this document. Please see Appendix 1 for Guidance.		
6	If you answered NO:	Please provide a clear and robust explanation on why your activity does not require an EqHIA. This is essential in case the activity is challenged under the Equality Act 2010. <i>Please keep this checklist for your audit trail.</i>		

Completed by:	Angela Knight, Assistant Director of Resources
Date:	24 January 2022

2. The EqHIA – How will the strategy, policy, plan, procedure and/or service impact on people?

Background/context:

The budget is set annually, and this is based on the delivery of both statutory and discretionary services. The budget incorporates the Council's priorities, and this is supported by the budget consultation to residents and the responses received.

The council tax increase is set in accordance with the allowable increase set by Government as part of the annual financial settlement where Local Councils have the option to apply an increase of up to 2% or £5.

**Expand box as required*

Who will be affected by the activity?

This affects all residents in the districts. The budget sets the finances available for the delivery of all services to residents and businesses.

The council tax is a charge levied on all residential properties, an increase in council tax affects all residents including those on Benefits and low incomes.

**Expand box as required*

Protected Characteristic - Age: Consider the full range of age groups

Please tick (✓)
the relevant box:

Positive

Overall impact:

Increasing council tax will enable the Council to continue to provide quality services to all its residents

Neutral

The predicted impact of the increase in council tax for 2022-23 for people of all ages is neutral as there is no identified direct, positive or indirect discrimination

Negative

**Expand box as required*

Evidence:

The budget consultation provides the opportunity for residents to express their views on the proposed services importance and whether they council provided value for money, this was available to all residents.

An earlier consultation was carried out on the Local Council Tax Support Scheme providing residents with the opportunity to express their views on the level of contribution for residents contribution who are on a low income.

**Expand box as required*

Sources used:

Budget Consultation
Local Council Tax Support Scheme

**Expand box as required*

Protected Characteristic - Disability: Consider the full range of disabilities; including physical mental, sensory and progressive conditions

<i>Please tick (✓) the relevant box:</i>		<p>Overall impact:</p> <p>Increasing council tax will enable the Council to continue to provide quality services to all its residents</p> <p>The predicted impact of the increase in council tax for 2022-23 for people with disabilities is neutral as there is no identified direct, positive or indirect discrimination</p> <p style="text-align: right;"><i>*Expand box as required</i></p>
Positive		
Neutral	✓	
Negative		

Evidence:

The budget consultation provides the opportunity for residents to express their views on the proposed services importance and whether they council provided value for money, this was available to all residents.

An earlier consultation was carried out on the Local Council Tax Support Scheme providing residents with the opportunity to express their views on the level of contribution for residents contribution who are on a low income.

**Expand box as required*

Sources used:

Budget Consultation
Local Council Tax Support Scheme

**Expand box as required*

Protected Characteristic - Sex/gender: Consider both men and women		
<i>Please tick (✓) the relevant box:</i>		Overall impact:
Positive		Increasing council tax will enable the Council to continue to provide quality services to all its residents
Neutral	✓	The predicted impact of the increase in council tax for 2022-23 on all genders is neutral as there is no identified direct, positive or indirect discrimination
Negative		
<i>*Expand box as required</i>		
Evidence:		
<p>The budget consultation provides the opportunity for residents to express their views on the proposed services importance and whether they council provided value for money, this was available to all residents.</p> <p>An earlier consultation was carried out on the Local Council Tax Support Scheme providing residents with the opportunity to express their views on the level of contribution for residents contribution who are on a low income.</p>		
<i>*Expand box as required</i>		
Sources used:		
<p>Budget Consultation Local Council Tax Support Scheme</p>		
<i>*Expand box as required</i>		

Protected Characteristic - Ethnicity/race: Consider the impact on different ethnic groups and nationalities		
<i>Please tick (✓) the relevant box:</i>		Overall impact:
Positive		Increasing council tax will enable the Council to continue to provide quality services to all its residents
Neutral	✓	The predicted impact of the increase in council tax for 2022-23 on ethnicity and race is neutral as there is no identified direct, positive or indirect discrimination
Negative		
<i>*Expand box as required</i>		
Evidence:		
<p>The budget consultation provides the opportunity for residents to express their views on the proposed services importance and whether they council provided value for money, this was available to all residents.</p> <p>An earlier consultation was carried out on the Local Council Tax Support Scheme providing residents with the opportunity to express their views on the level of contribution for residents contribution who are on a low income.</p>		

**Expand box as required*

Sources used:

Budget Consultation
Local Council Tax Support Scheme

**Expand box as required*

Protected Characteristic - Religion/faith: Consider people from different religions or beliefs including those with no religion or belief

*Please tick (✓)
the relevant box:*

Overall impact:

Positive

Increasing council tax will enable the Council to continue to provide quality services to all its residents

Neutral

✓

The predicted impact of the increase in council tax for 2022-23 on religion and faith is neutral as there is no identified direct, positive or indirect discrimination

Negative

**Expand box as required*

Evidence:

The budget consultation provides the opportunity for residents to express their views on the proposed services importance and whether they council provided value for money, this was available to all residents.

An earlier consultation was carried out on the Local Council Tax Support Scheme providing residents with the opportunity to express their views on the level of contribution for residents contribution who are on a low income.

**Expand box as required*

Sources used:

Budget Consultation
Local Council Tax Support Scheme

**Expand box as required*

Protected Characteristic - Sexual orientation: Consider people who are heterosexual, lesbian, gay or bisexual

*Please tick (✓)
the relevant box:*

Overall impact:

Positive

Increasing council tax will enable the Council to continue to provide

Neutral	<input checked="" type="checkbox"/>	quality services to all its residents
Negative	<input type="checkbox"/>	The predicted impact of the increase in council tax for 2022-23 on sexual orientation is neutral as there is no identified direct, positive or indirect discrimination
<i>*Expand box as required</i>		
Evidence:		
<p>The budget consultation provides the opportunity for residents to express their views on the proposed services importance and whether they council provided value for money, this was available to all residents.</p> <p>An earlier consultation was carried out on the Local Council Tax Support Scheme providing residents with the opportunity to express their views on the level of contribution for residents contribution who are on a low income.</p>		
<i>*Expand box as required</i>		
Sources used:		
<p>Budget Consultation Local Council Tax Support Scheme</p>		
<i>*Expand box as required</i>		

Protected Characteristic - Gender reassignment: Consider people who are seeking, undergoing or have received gender reassignment surgery, as well as people whose gender identity is different from their gender at birth		
<i>Please tick (✓) the relevant box:</i>		Overall impact:
Positive	<input type="checkbox"/>	Increasing council tax will enable the Council to continue to provide quality services to all its residents
Neutral	<input checked="" type="checkbox"/>	The predicted impact of the increase in council tax for 2022-23 on gender reassignment is neutral as there is no identified direct, positive or indirect discrimination
Negative	<input type="checkbox"/>	
<i>*Expand box as required</i>		
Evidence:		
<p>The budget consultation provides the opportunity for residents to express their views on the proposed services importance and whether they council provided value for money, this was available to all residents.</p> <p>An earlier consultation was carried out on the Local Council Tax Support Scheme providing residents with the opportunity to express their views on the level of contribution for residents contribution who are on a low income.</p>		
<i>*Expand box as required</i>		

<p>Sources used:</p> <p>Budget Consultation Local Council Tax Support Scheme</p> <p style="text-align: right;"><i>*Expand box as required</i></p>
--

Protected Characteristic - Marriage/civil partnership: Consider people in a marriage or civil partnership

<i>Please tick (✓) the relevant box:</i>		Overall impact:
Positive		Increasing council tax will enable the Council to continue to provide quality services to all its residents
Neutral	✓	The predicted impact of the increase in council tax for 2022-23 for marriage and civil partnership is neutral as there is no identified direct, positive or indirect discrimination
Negative		
<i>*Expand box as required</i>		

Evidence:

The budget consultation provides the opportunity for residents to express their views on the proposed services importance and whether they council provided value for money, this was available to all residents.

An earlier consultation was carried out on the Local Council Tax Support Scheme providing residents with the opportunity to express their views on the level of contribution for residents contribution who are on a low income.

**Expand box as required*

<p>Sources used:</p> <p>Budget Consultation Local Council Tax Support Scheme</p> <p style="text-align: right;"><i>*Expand box as required</i></p>
--

Protected Characteristic - Pregnancy, maternity and paternity: Consider those who are pregnant and those who are undertaking maternity or paternity leave

<i>Please tick (✓) the relevant box:</i>		Overall impact:
Positive		Increasing council tax will enable the Council to continue to provide quality services to all its residents
Neutral	✓	The predicted impact of the increase in council tax for 2022-23 for pregnancy, maternity and paternity is neutral as there is no identified direct, positive or indirect discrimination
Negative		
<i>*Expand box as required</i>		

<p>Evidence:</p> <p>The budget consultation provides the opportunity for residents to express their views on the proposed services importance and whether they council provided value for money, this was available to all residents.</p> <p>An earlier consultation was carried out on the Local Council Tax Support Scheme providing residents with the opportunity to express their views on the level of contribution for residents contribution who are on a low income. <i>*Expand box as required</i></p>
<p>Sources used:</p> <p>Budget Consultation Local Council Tax Support Scheme</p> <p style="text-align: right;"><i>*Expand box as required</i></p>

Socio-economic status: Consider those who are from low income or financially excluded backgrounds	
<i>Please tick (✓) the relevant box:</i>	
Positive	✓
Neutral	
Negative	
<p>Overall impact:</p> <p>For residents, who are from low income or financially excluded backgrounds, the Council has a number of schemes in place to provide support.</p> <p>The Local Council Tax Support Scheme is available to all residents and is means tested with the maximum benefit of 87.5% discount on their annual council tax bill. The scheme includes protection for pensioners and the vulnerable and their carers, with those on the lowest incomes receiving 100% discount.</p> <p>The Council has the most generous Council Tax Support Scheme in Essex.</p> <p>The Council also maintains an Extreme Hardship Fund which is available to all residents who find themselves in financial hardship. In addition to this there is a dedicated Officer in post to provide support and advice on managing their finances and any arrears. The Officer is also in contact with other support agencies who they can signpost to residents for additional help and support.</p> <p>The predicted impact of the council tax increase for 2022-23 for those who are from low income or financially excluded backgrounds is positive, there is no identified direct, positive or indirect discrimination.</p> <p>All Council services are available to all residents and some of our fee charging services offer discounted rates for people on a low income.</p> <p style="text-align: right;"><i>*Expand box as required</i></p>	




<p>Evidence:</p> <p>Local Council Tax Support Scheme sets out all the available support</p> <p><i>*Expand box as required</i></p>
<p>Sources used:</p> <p>Local Council Tax Support Scheme</p> <p style="text-align: right;"><i>*Expand box as required</i></p>

<p>Health & Wellbeing Impact: Consider both short and long-term impacts of the activity on a person's physical and mental health, particularly for disadvantaged, vulnerable or at-risk groups. Can health and wellbeing be positively promoted through this activity? Please use the Health and Wellbeing Impact Tool in Appendix 2 to help you answer this question.</p>							
<p><i>Please tick (✓) all the relevant boxes that apply:</i></p> <table border="1"> <tr> <td>Positive</td> <td style="text-align: center;">✓</td> </tr> <tr> <td>Neutral</td> <td></td> </tr> <tr> <td>Negative</td> <td></td> </tr> </table>	Positive	✓	Neutral		Negative		<p>Overall impact:</p> <p>Increasing Council tax enable the Council to continue to provide a range of quality services this includes a Health and Wellbeing Service</p> <p style="text-align: right;"><i>*Expand box as required</i></p> <p>Do you consider that a more in-depth HIA is required as a result of this brief assessment?</p> <p style="text-align: right;">No</p>
Positive	✓						
Neutral							
Negative							
<p>Evidence:</p> <p>There should be a positive health & wellbeing impact on people's personal circumstances, access to services and social factors relating to budget and increase in Council Tax.</p> <p style="text-align: right;"><i>*Expand box as required</i></p>							
<p>Sources used:</p> <p style="text-align: right;"><i>*Expand box as required</i></p>							

3. Outcome of the Assessment

The EqHIA assessment is intended to be used as an improvement tool to make sure the activity maximises the positive impacts and eliminates or minimises the negative impacts. The possible outcomes of the assessment are listed below and what the next steps to take are:

Please tick (✓) what the overall outcome of your assessment was:

	1. The EqHIA identified <u>no significant concerns</u> OR the identified <u>negative concerns</u> have already been <u>addressed</u>		Proceed with implementation of your activity
	2. The EqHIA identified some <u>negative impact</u> which still needs to be <u>addressed</u>		COMPLETE SECTION 4: Complete action plan and finalise the EqHIA
	3. The EqHIA identified some <u>major concerns</u> and showed that it is <u>impossible to diminish negative impacts</u> from the activity to an acceptable or even lawful level		Stop and remove the activity or revise the activity thoroughly . Complete an EqHIA on the revised proposal.

4. Action Plan

The real value of completing an EqHIA comes from the identifying the actions that can be taken to eliminate/minimise negative impacts and enhance/optimize positive impacts. In this section you should list the specific actions that set out how you will address any negative equality and health & wellbeing impacts you have identified in this assessment. Please ensure that your action plan is: more than just a list of proposals and good intentions; sets ambitious yet achievable outcomes and timescales; and is clear about resource implications.

Protected characteristic / health & wellbeing impact	Identified Negative or Positive impact	Recommended actions to mitigate Negative impact* or further promote Positive impact	Outcomes and monitoring**	Timescale	Lead officer

Add further rows as necessary

* You should include details of any future consultations and any actions to be undertaken to mitigate negative impacts

** Monitoring: You should state how the impact (positive or negative) will be monitored; what outcome measures will be used; the known (or likely) data source for outcome measurements; how regularly it will be monitored; and who will be monitoring it (if this is different from the lead officer).

5. Review

In this section you should identify how frequently the EqHIA will be reviewed; the date for next review; and who will be reviewing it.

Review:

Annual review

Scheduled date of review: January 2023

Lead Officer conducting the review: Angela Knight, Assistant Director - Resources

**Expand box as required*

Appendix 1. Guidance on Undertaking an EqHIA

This Guidance can be deleted prior to publication.

What is it?

The Equality & Health Impact Assessment (EqHIA) is a tool to ensure that your activity meets the needs of individuals and groups that use your service, whilst at the same time ensuring a person's chance of leading a healthy life is the same wherever they live and whoever they are. We want to ensure that the activities of the Council are 'fit for purpose' and meet the needs of Uttlesford's increasingly diverse communities and employees. This robust and systematic EqHIA process ensures that any potential detrimental effects or discrimination is identified, removed, or mitigated and positive impacts are enhanced.

When to Assess:

An EqHIA should be carried out when you are changing, removing or introducing a new service, policy, strategy or function; for simplicity, these are referred to as an "activity" throughout this document. It is best to conduct the assessment as early as possible in the decision-making process.

Guidance: Equality & Health Impact Assessment Checklist

The Checklist in Section 1 asks the key questions,

4a) Are you changing, introducing a new, or removing a service, policy, strategy or function?

4b) Does this activity (policy/strategy/service/decision) have the potential to impact (either positively or negatively) upon people (9 protected characteristics)?

4c) Does this activity (policy/strategy/service/decision) have the potential to impact (either positively or negatively) upon any factors which determine people's health and wellbeing?

- If the answer to ANY of the questions 4a, 4b or 4c of the Checklist is 'YES' then you must carry out an assessment. e.g. Proposed changes to Contact Centre Opening Hours
'YES' = you need to carry out an EqHIA
- If the answer to ALL of the questions, 4a or 4b of the Checklist is NO, then you do not need to carry out an EqHIA assessment. e.g. Quarterly Performance Report
'NO' = you DO NOT need to carry out an EqHIA. Please provide a clear explanation as to why you consider an EqHIA is not required for your activity.

Using the Checklist

The assessment should take into account all the potential impacts of the proposed activity, be it a major financial decision, or a seemingly simple policy change. Considering and completing this EqHIA will ensure that all Council plans, strategies, policies, procedures, services or other activity comply with relevant statutory obligations and responsibilities. In particular it helps the Council to meet its legal obligation under the [Equality Act 2010 and the Public Sector Equality Duty](#) and its public health duties under the [Health and Social Care Act 2012](#).

Having Due Regard

To have due regard means that in making decisions and in its other day-to-day activities, the Council must consciously consider the need to:

- Eliminate unlawful discrimination, harassment and victimisation
- Advance equality of opportunity between different groups
- Foster good relations between different groups
- Reduce inequalities in health outcomes

Combining Equality and Health Impact Assessment:

[Equality Impact Assessments \(EIAs\)](#) provide a systematic way of ensuring that legal obligations are met. They assess whether a proposed policy, procedure, service change or plan will affect people different on the basis of their 'protected characteristics' and if it will affect their human rights. Currently there are **nine protected characteristics** (previously known as 'equality groups' or 'equality strands'): age, disability, sex/gender, ethnicity/race, religion/faith, sexual orientation, gender reassignment, marriage/civil partnership, and pregnancy/ maternity/paternity.

An activity does not need to impact on all 9 protected characteristics – impacting on just one is sufficient justification to complete an EqHIA.

This [Equality and Health Impact Assessment \(EqHIA\)](#) brings together a single tool which will result in a set of recommendations to eliminate discrimination and inequality; enhance potential positive impacts and mitigate where possible for negative impacts.

In conducting this EqHIA you will need to assess the impact (positive, neutral or negative) of your activity on individuals and groups with **protected characteristics** (this includes staff delivering your activity), **socio-economic status** and **health & wellbeing**. Guidance on what to include in each section is given on the next pages.

Guidance: What to include in background/context

In this section you will need to add the background/context of your activity, i.e. what is the activity intending to do, and why?

Make sure you include the scope and intended outcomes of the activity being assessed; and highlight any proposed changes. Please include a brief rationale for your activity and any supporting evidence for the proposal. Some questions to consider:

- What is the aim, objectives and intended outcomes?
- How does this activity meet the needs of the local population?
- Has this activity been implemented in another area? What were the outcomes?
- Is this activity being implemented as per best practice guidelines?
- Who were the key stakeholders in this activity?

required

*Note that the boxes will expand as

Guidance: Who will be affected by the activity?

The people who will be affected may be

Residents: pay particular attention to vulnerable groups in the population who may be affected by this activity

Businesses/ manufacturing / developers / small, medium or large enterprises

Employees: e.g. Council staff for an internal activity, other statutory or voluntary sector employees, local businesses and services

*Note that the boxes will expand as required

Guidance: What to include in assessing a Protected Characteristic e.g. AGE

Please tick (✓) the relevant box:

Positive

Neutral

Negative

Overall impact: In this section you will need to consider and note what impact your activity will have on individuals and groups (including staff) with protected characteristics based on the data and information you have. You should note whether this is a positive, neutral or negative impact.

It is essential that you note all negative impacts. This will demonstrate that you have paid ‘due regard’ to the Public Sector Equality Duty (<https://www.gov.uk/government/publications/public-sector-equality-duty>) if your activity is challenged under the Equality Act.

*Note that the boxes will expand as required

Evidence: In this section you will need to document the evidence that you have used to assess the impact of your activity.

When assessing the impact, please consider and note how your activity contributes to the three aims of the Public Sector Equality Duty (PSED) as stated in the section above.

It is essential that you note the full impact of your activity, so you can demonstrate that you have fully considered the equality implications and have paid ‘due regard’ to the PSED should the Council be challenged.

- If you have identified a **positive impact**, please note this.
- If you think there is a **neutral impact** or the impact is not known, please provide a full reason why this is the case.
- If you have identified a **negative impact**, please note what steps you will take to mitigate this impact. If you are unable to take any mitigating steps, please provide a full reason why. All negative impacts that have mitigating actions must be recorded in the **Action Plan**.
- **Please ensure that appropriate consultation with affected parties has been undertaken and evidenced**

Sources used: In this section you should list all sources of the evidence you used to assess the impact of your activity. This can include:

- Service specific data, benchmarking with other organisations, national best practice
- Population, demographic and socio-economic data. Suggested sources include:
 - o Service user monitoring data that your service collects
 - o www.essexinsight.org.uk
 - o [Office for National Statistics \(ONS\)](http://www.ons.gov.uk)

If you do not have any relevant data, please provide the reason why.

*Note that the boxes will expand as required

Guidance: What to include in assessing Health & Wellbeing Impact:

Please tick (✓) all the relevant boxes that apply:

Positive

Neutral

Negative

Overall impact: In this section you will need to consider and note whether the proposal could have an overall impact on, or implications for, people’s health and wellbeing or any factors which determine people’s health.

How will the activity help address inequalities in health?

Include here a brief outline of what could be done to enhance the positive impacts and, where possible, mitigate for the negative impacts.

*Note that the boxes will expand as required

Do you consider that a more in-depth HIA is required as a result of this brief assessment? Please tick (✓) the relevant box

Yes **No**

Evidence: In this section you will need to outline in more detail how you came to your conclusions above:

- What is the nature of the impact?
- Is the impact **positive** or **negative**? It is possible for an activity to have **both positive and negative impacts**. Consider here whether people will be able to access the service being offered; improve or maintain healthy lifestyles; improve their opportunities for employment/income; whether and how it will affect the environment in which they live (housing, access to parks & green space); what the impact on the family, social support and community networks might be
- What can be done to mitigate the negative impacts and/or enhance the positive impacts?
- If you think there is a **neutral impact**, or the impact is not known, please provide a brief reason why this is the case.
- What is the likelihood of the impact? Will the impact(s) be in weeks, months or years? In some cases the short-term risks to health may be worth the longer term benefits.
- Will the proposal affect different groups of people in different ways? A proposal that is likely to benefit one section of the community may not benefit others and could lead to inequalities in health.

Please use the Health & Wellbeing Impact Tool in Appendix 2 as a guide/checklist to assess the potential wider determinants of health impacts.

This tool will help guide your thinking as to what factors affect people's health and wellbeing, such as social support, their housing conditions, access to transport, employment, education, crime and disorder and environmental factors. It is not an exhaustive list, merely a tool to guide your assessment; there may be other factors specific to your activity.

Some questions you may wish to ask include:

- Will the activity impact on people's ability to socialise, potentially leading to social isolation?
- Will the activity affect a person's income and/or have an effect on their housing status?
- Is the activity likely to cause the recipient of a service more or less stress?
- Will any change in the service take into account different needs, such as those with learning difficulties?
- Will the activity affect the health and wellbeing of persons not directly related to the service/activity, such as carers, family members, other residents living nearby?
- If there is a short-term negative effect, what will be done to minimise the impact as much as possible?
- Are the longer-term impacts positive or negative? What will be done to either promote the positive effects or minimise the negative effects?
- Do the longer term positive outcomes outweigh the short term impacts?

*Note that the boxes will expand as required

Sources used: In this section you should list all sources of the evidence you used to assess the impact of your activity. This could include, e.g.:

Information on the population affected

- Routinely collected local statistics (e.g. quality of life, health status, unemployment, crime, air quality, educational attainment, transport etc.)
- Local research/ Surveys of local conditions
- Community profiles i.e. Uttlesford JSNA

Wider Evidence

- Published Research, including evidence about similar proposals implemented elsewhere (e.g. Case Studies).
- Predictions from local or national models
- Locally commissioned research by statutory/voluntary/private organisations

Expert Opinion

- Views of residents and professionals with local knowledge and insight

*Note that the boxes will expand as required

Guidance: Outcome of the Assessment

On reflection, what is your overall assessment of the activity?

The purpose of conducting this assessment is to offer an opportunity to think, reflect and **improve** the proposed activity. It will make sure that the Council can evidence that it has considered its due regard to equality and health & wellbeing to its best ability.

It is not expected that all proposals will be immediately without negative impacts! However, where these arise, what actions can be taken to mitigate against potential negative effects, or further promote the positive impacts?

Please tick one of the 3 boxes in this section to indicate whether you think:

1. all equality and health impacts are adequately addressed in the activity – proceed with your activity pending all other relevant approval processes
2. The assessment identified some negative impacts which could be addressed – please complete the Action Plan in Section 4.
3. If the assessment reveals some significant concerns, this is the time to stop and re-think, making sure that we spend our Council resources wisely and fairly. There is no shame in stopping a proposal.

*Note that the boxes will expand as required

Guidance: Action Plan

For each protected characteristic/health & wellbeing impact where an impact on people or their lives has been identified, complete one row of the action plan. You can add as many further rows as required.

State whether the impact is Positive or Negative

Briefly outline the actions that can be taken to mitigate against the negative impact or further enhance a positive impact. These actions could be to make changes to the activity itself (service, proposal, strategy etc.) or to make contingencies/alterations in the setting/environment where the activity will take place.

For example, might staff need additional training in communicating effectively with people with learning difficulties, if a new service is opened specifically targeting those people? Is access to the service fair and equitable? What will the impact on other service users be? How can we ensure equity of access to the service by all users? Will any signage need changing? Does the building where the service being delivered comply with disability regulations?

Guidance: Review

Changes happen all the time. A service/strategy/policy/activity that is appropriate at one time, may no longer be appropriate as the environment around us changes. This may be changes in our population, growth and makeup, legislative changes, environmental changes or socio-political changes.

Although we can't predict what's going to happen in the future, a review is recommended to ensure that what we are delivering as a Council is still the best use of our limited resources. The timescale for review will be dependent on the scale of the activity.

A major financial investment may require a review every 2-3 years for a large scale regeneration project over 10-15 years.

A small policy change may require a review in 6 months to assess whether there are any unintended outcomes of such a change.

Please indicate here how frequently it is expected to review your activity and a brief justification as to why this timescale is recommended.

Guidance: Key Contacts

For further advice or information contact your Divisional Equality Lead Officer

Division/Services	Head of Division/Services	Tel.No.

Appendix 2. Health & Wellbeing Impact Tool

Will the activity/service/policy/procedure affect any of the following characteristics? Please tick/check the boxes below

The following are a range of considerations that might help you to complete the assessment.

Lifestyle YES <input type="checkbox"/> NO <input type="checkbox"/>	Personal circumstances YES <input type="checkbox"/> NO <input type="checkbox"/>	Access to services/facilities/amenities YES <input type="checkbox"/> NO <input type="checkbox"/>
<input type="checkbox"/> Diet <input type="checkbox"/> Exercise and physical activity <input type="checkbox"/> Smoking <input type="checkbox"/> Exposure to passive smoking <input type="checkbox"/> Alcohol intake <input type="checkbox"/> Dependency on prescription drugs <input type="checkbox"/> Illicit drug and substance use <input type="checkbox"/> Risky Sexual behaviour <input type="checkbox"/> Other health-related behaviours, such as tooth-brushing, bathing, and wound care	<input type="checkbox"/> Structure and cohesion of family unit <input type="checkbox"/> Parenting <input type="checkbox"/> Childhood development <input type="checkbox"/> Life skills <input type="checkbox"/> Personal safety <input type="checkbox"/> Employment status <input type="checkbox"/> Working conditions <input type="checkbox"/> Level of income, including benefits <input type="checkbox"/> Level of disposable income <input type="checkbox"/> Housing tenure <input type="checkbox"/> Housing conditions <input type="checkbox"/> Educational attainment <input type="checkbox"/> Skills levels including literacy and numeracy	<input type="checkbox"/> to Employment opportunities <input type="checkbox"/> to Workplaces <input type="checkbox"/> to Housing <input type="checkbox"/> to Shops (to supply basic needs) <input type="checkbox"/> to Community facilities <input type="checkbox"/> to Public transport <input type="checkbox"/> to Education <input type="checkbox"/> to Training and skills development <input type="checkbox"/> to Healthcare <input type="checkbox"/> to Social services <input type="checkbox"/> to Childcare <input type="checkbox"/> to Respite care <input type="checkbox"/> to Leisure and recreation services and facilities
Social Factors YES <input type="checkbox"/> NO <input type="checkbox"/>	Economic Factors YES <input type="checkbox"/> NO <input type="checkbox"/>	Environmental Factors YES <input type="checkbox"/> NO <input type="checkbox"/>
<input type="checkbox"/> Social contact <input type="checkbox"/> Social support <input type="checkbox"/> Neighbourliness <input type="checkbox"/> Participation in the community <input type="checkbox"/> Membership of community groups <input type="checkbox"/> Reputation of community/area <input type="checkbox"/> Participation in public affairs <input type="checkbox"/> Level of crime and disorder <input type="checkbox"/> Fear of crime and disorder <input type="checkbox"/> Level of antisocial behaviour <input type="checkbox"/> Fear of antisocial behaviour <input type="checkbox"/> Discrimination <input type="checkbox"/> Fear of discrimination <input type="checkbox"/> Public safety measures <input type="checkbox"/> Road safety measures	<input type="checkbox"/> Creation of wealth <input type="checkbox"/> Distribution of wealth <input type="checkbox"/> Retention of wealth in local area/economy <input type="checkbox"/> Distribution of income <input type="checkbox"/> Business activity <input type="checkbox"/> Job creation <input type="checkbox"/> Availability of employment opportunities <input type="checkbox"/> Quality of employment opportunities <input type="checkbox"/> Availability of education opportunities <input type="checkbox"/> Quality of education opportunities <input type="checkbox"/> Availability of training and skills development opportunities <input type="checkbox"/> Quality of training and skills development opportunities <input type="checkbox"/> Technological development <input type="checkbox"/> Amount of traffic congestion	<input type="checkbox"/> Air quality <input type="checkbox"/> Water quality <input type="checkbox"/> Soil quality/Level of contamination/Odour <input type="checkbox"/> Noise levels <input type="checkbox"/> Vibration <input type="checkbox"/> Hazards <input type="checkbox"/> Land use <input type="checkbox"/> Natural habitats <input type="checkbox"/> Biodiversity <input type="checkbox"/> Landscape, including green and open spaces <input type="checkbox"/> Townscape, including civic areas and public realm <input type="checkbox"/> Use/consumption of natural resources <input type="checkbox"/> Energy use: CO2/other greenhouse gas emissions <input type="checkbox"/> Solid waste management <input type="checkbox"/> Public transport infrastructure